

JANELAS E PORTAS EXTERNAS

ANDERSEN® GUIA RÁPIDO DE MEDIDAS





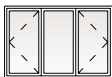
1 folha

Unidade	Largura	Altura
CR12	432 mm	613 mm
CR125	432 mm	721 mm
CR13	432 mm	913 mm
CR135	432 mm	1.037 mm
CR14	432 mm	1.219 mm
CR145	432 mm	1.341 mm
CR15	432 mm	1.521 mm
CR155	432 mm	1.646 mm
CR16	432 mm	1.826 mm
CN12	521 mm	613 mm
CN125	521 mm	721 mm
CN13	521 mm	913 mm
CN135	521 mm	1.037 mm
CN14	521 mm	1.219 mm
CN145	521 mm	1.341 mm
CN15	521 mm	1.521 mm
CN155	521 mm	1.646 mm
CN16	521 mm	1.826 mm
C12	613 mm	613 mm
C125	613 mm	721 mm
C13	613 mm	913 mm
C135	613 mm	1.037 mm
C14	613 mm	1.219 mm
C145	613 mm	1.341 mm
C15	613 mm	1.521 mm
C155	613 mm	1.646 mm
C16	613 mm	1.826 mm
CW12	721 mm	613 mm
CW125	721 mm	721 mm
CW13	721 mm	913 mm
CW135	721 mm	1.037 mm
CW14	721 mm	1.219 mm
CW145	721 mm	1.341 mm
CW15	721 mm	1.521 mm
CW155	721 mm	1.646 mm
CW16	721 mm	1.826 mm
CXW13	913 mm	913 mm
CXW135	913 mm	1.037 mm
CXW14	913 mm	1.219 mm
CXW145	913 mm	1.341 mm
CXW15	913 mm	1.521 mm
CXW155	913 mm	1.646 mm
CXW16	913 mm	1.826 mm



2 folhas

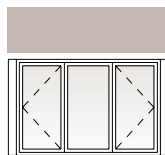
Unidade	Largura	Altura
CR23	857 mm	913 mm
CR235	857 mm	1.037 mm
CR24	857 mm	1.219 mm
CR245	857 mm	1.341 mm
CR25	857 mm	1.521 mm
CR255	857 mm	1.646 mm
CR26	857 mm	1.826 mm
CN23	1.035 mm	913 mm
CN235	1.035 mm	1.037 mm
CN24	1.035 mm	1.219 mm
CN245	1.035 mm	1.341 mm
CN25	1.035 mm	1.521 mm
CN255	1.035 mm	1.646 mm
CN26	1.035 mm	1.826 mm
C23	1.219 mm	913 mm
C235	1.219 mm	1.037 mm
C24	1.219 mm	1.219 mm
C245	1.219 mm	1.341 mm
C25	1.219 mm	1.521 mm
C255	1.219 mm	1.646 mm
C26	1.219 mm	1.826 mm
CW23	1.435 mm	913 mm
CW235	1.435 mm	1.037 mm
CW24	1.435 mm	1.219 mm
CW245	1.435 mm	1.341 mm
CW25	1.435 mm	1.521 mm
CW255	1.435 mm	1.646 mm
CW26	1.435 mm	1.826 mm
C33	1.826 mm	913 mm
C335	1.826 mm	1.037 mm
C34	1.826 mm	1.219 mm
C345	1.826 mm	1.341 mm
C35	1.826 mm	1.521 mm



3 folhas

Unidade	Largura	Altura
C33	1.826 mm	913 mm
C335	1.826 mm	1.037 mm
C34	1.826 mm	1.219 mm
C345	1.826 mm	1.341 mm
C35	1.826 mm	1.521 mm

ABRIR TIPO "BAY WINDOW" 90°



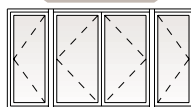
Projeção 90°

583 mm

Unidade	Largura	Altura
90-C23-15	1.429 mm	951 mm
90-C235-15	1.429 mm	1.075 mm
90-C24-15	1.429 mm	1.257 mm
90-C245-15	1.429 mm	1.380 mm
90-C25-15	1.429 mm	1.559 mm
90-C255-15	1.429 mm	1.684 mm
90-C26-15	1.429 mm	1.864 mm
90-P4030-15	1.429 mm	951 mm
90-P4035-15	1.429 mm	1.075 mm
90-P4040-15	1.429 mm	1.257 mm
90-P4050-15	1.429 mm	1.559 mm
90-P4060-15	1.429 mm	1.864 mm

Unidade	Largura	Altura
90-C33-15	2.035 mm	951 mm
90-C335-15	2.035 mm	1.075 mm
90-C34-15	2.035 mm	1.257 mm
90-C345-15	2.035 mm	1.380 mm
90-C35-15	2.035 mm	1.559 mm
90-P6030-15	2.035 mm	951 mm
90-P6035-15	2.035 mm	1.075 mm
90-P6040-15	2.035 mm	1.257 mm
90-P6050-15	2.035 mm	1.559 mm

ABRIR TIPO "BAY WINDOW"



Projeção 30°

349 mm



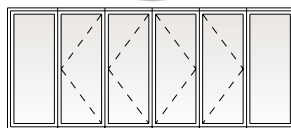
Projeção 45°

487 mm

Unidade	Largura	Altura
30-C13-20	1.778 mm	964 mm
30-C135-20	1.778 mm	1.087 mm
30-C14-20	1.778 mm	1.270 mm
30-C145-20	1.778 mm	1.392 mm
30-C15-20	1.778 mm	1.572 mm
30-C155-20	1.778 mm	1.697 mm
30-C16-20	1.778 mm	1.876 mm
30-C23-20	2.384 mm	964 mm
30-C235-20	2.384 mm	1.087 mm
30-C24-20	2.384 mm	1.270 mm
30-C245-20	2.384 mm	1.392 mm
30-C25-20	2.384 mm	1.572 mm
30-C255-20	2.384 mm	1.697 mm
30-C26-20	2.384 mm	1.876 mm
30-P4030-20	2.384 mm	964 mm
30-P4035-20	2.384 mm	1.087 mm
30-P4040-20	2.384 mm	1.270 mm
30-P4045-20	2.384 mm	1.392 mm
30-P4050-20	2.384 mm	1.572 mm
30-P4055-20	2.384 mm	1.697 mm
30-P4060-20	2.384 mm	1.876 mm
30-C33-20	2.991 mm	964 mm
30-C335-20	2.991 mm	1.087 mm
30-C34-20	2.991 mm	1.270 mm
30-C345-20	2.991 mm	1.392 mm
30-C35-20	2.991 mm	1.572 mm
30-P6030-20	2.991 mm	964 mm
30-P6035-20	2.991 mm	1.087 mm
30-P6040-20	2.991 mm	1.270 mm
30-P6050-20	2.991 mm	1.572 mm

Unidade	Largura	Altura
45-C13-20	1.629 mm	964 mm
45-C135-20	1.629 mm	1.087 mm
45-C14-20	1.629 mm	1.270 mm
45-C145-20	1.629 mm	1.392 mm
45-C15-20	1.629 mm	1.572 mm
45-C155-20	1.629 mm	1.697 mm
45-C16-20	1.629 mm	1.876 mm
45-C23-20	2.232 mm	964 mm
45-C235-20	2.232 mm	1.087 mm
45-C24-20	2.232 mm	1.270 mm
45-C245-20	2.232 mm	1.392 mm
45-C25-20	2.232 mm	1.572 mm
45-C255-20	2.232 mm	1.697 mm
45-C26-20	2.232 mm	1.876 mm
45-P4030-20	2.232 mm	964 mm
45-P4035-20	2.232 mm	1.087 mm
45-P4040-20	2.232 mm	1.270 mm
45-P4045-20	2.232 mm	1.392 mm
45-P4050-20	2.232 mm	1.572 mm
45-P4055-20	2.232 mm	1.697 mm
45-P4060-20	2.232 mm	1.876 mm
45-C33-20	2.838 mm	964 mm
45-C335-20	2.838 mm	1.087 mm
45-C34-20	2.838 mm	1.270 mm
45-C345-20	2.838 mm	1.392 mm
45-C35-20	2.838 mm	1.572 mm
45-P6030-20	2.838 mm	964 mm
45-P6035-20	2.838 mm	1.087 mm
45-P6040-20	2.838 mm	1.270 mm
45-P6050-20	2.838 mm	1.572 mm

ABRIR TIPO "BOW WINDOW"



Unidade	Largura	Altura
3 FOLHAS - PROJEÇÃO 141 mm		
C33 BOW	1.868 mm	951 mm
C335 BOW	1.868 mm	1.075 mm
C34 BOW	1.868 mm	1.257 mm
C345 BOW	1.868 mm	1.380 mm
C35 BOW	1.868 mm	1.559 mm
C355 BOW	1.868 mm	1.684 mm
C36 BOW	1.868 mm	1.864 mm
4 FOLHAS - PROJEÇÃO 249 mm		
C43 BOW	2.477 mm	951 mm
C435 BOW	2.477 mm	1.075 mm
C44 BOW	2.477 mm	1.257 mm
C445 BOW	2.477 mm	1.380 mm
C45 BOW	2.477 mm	1.559 mm
C455 BOW	2.477 mm	1.684 mm
C46 BOW	2.477 mm	1.864 mm

Unidade	Largura	Altura
5 FOLHAS - PROJEÇÃO 356 mm		
C53 BOW	3.065 mm	951 mm
C535 BOW	3.065 mm	1.075 mm
C54 BOW	3.065 mm	1.257 mm
C545 BOW	3.065 mm	1.380 mm
C55 BOW	3.065 mm	1.559 mm
C555 BOW	3.065 mm	1.684 mm
C56 BOW	3.065 mm	1.864 mm
6 FOLHAS - PROJEÇÃO 514 mm		
C63 BOW	3.632 mm	951 mm
C635 BOW	3.632 mm	1.075 mm
C64 BOW	3.632 mm	1.257 mm
C645 BOW	3.632 mm	1.380 mm
C65 BOW	3.632 mm	1.559 mm
C655 BOW	3.632 mm	1.684 mm
C66 BOW	3.632 mm	1.864 mm
7 FOLHAS - PROJEÇÃO 570 mm		
C73 BOW	4.167 mm	951 mm
C735 BOW	4.167 mm	1.075 mm
C74 BOW	4.167 mm	1.257 mm
C745 BOW	4.167 mm	1.380 mm
C75 BOW	4.167 mm	1.559 mm
C755 BOW	4.167 mm	1.684 mm
C76 BOW	4.167 mm	1.864 mm

CORRER VERTICAL*

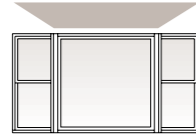
CORRER VERTICAL BASCULANTE



Unidade	Largura	Altura
TW18210.....	549 mm	937 mm
TW1832.....	549 mm	1.038 mm
TW1836.....	549 mm	1.140 mm
TW18310.....	549 mm	1.241 mm
TW1842.....	549 mm	1.343 mm
TW1846.....	549 mm	1.445 mm
TW18410.....	549 mm	1.546 mm
TW1852.....	549 mm	1.648 mm
TW1856.....	549 mm	1.749 mm
TW18510.....	549 mm	1.851 mm
TW1862.....	549 mm	1.953 mm
TW20210.....	651 mm	937 mm
TW2032.....	651 mm	1.038 mm
TW2036.....	651 mm	1.140 mm
TW20310.....	651 mm	1.241 mm
TW2042.....	651 mm	1.343 mm
TW2046.....	651 mm	1.445 mm
TW20410.....	651 mm	1.546 mm
TW2052.....	651 mm	1.648 mm
TW2056.....	651 mm	1.749 mm
TW20510.....	651 mm	1.851 mm
TW2062.....	651 mm	1.953 mm
TW24210.....	752 mm	937 mm
TW2432.....	752 mm	1.038 mm
TW2436.....	752 mm	1.140 mm
TW24310.....	752 mm	1.241 mm
TW2442.....	752 mm	1.343 mm
TW2446.....	752 mm	1.445 mm
TW24410.....	752 mm	1.546 mm
TW2452.....	752 mm	1.648 mm
TW2456.....	752 mm	1.749 mm
TW24510.....	752 mm	1.851 mm
TW2462.....	752 mm	1.953 mm
TW26210.....	803 mm	937 mm
TW2632.....	803 mm	1.038 mm
TW2636.....	803 mm	1.140 mm
TW26310.....	803 mm	1.241 mm
TW2642.....	803 mm	1.343 mm
TW2646.....	803 mm	1.445 mm
TW26410.....	803 mm	1.546 mm
TW2652.....	803 mm	1.648 mm
TW2656.....	803 mm	1.749 mm
TW26510.....	803 mm	1.851 mm
TW2662.....	803 mm	1.953 mm
TW28210.....	854 mm	937 mm
TW2832.....	854 mm	1.038 mm
TW2836.....	854 mm	1.140 mm
TW28310.....	854 mm	1.241 mm
TW2842.....	854 mm	1.343 mm
TW2846.....	854 mm	1.445 mm
TW28410.....	854 mm	1.546 mm
TW2852.....	854 mm	1.648 mm
TW2856.....	854 mm	1.749 mm
TW28510.....	854 mm	1.851 mm
TW2862.....	854 mm	1.953 mm

CORRER VERTICAL TIPO "BAY WINDOW" 30°

BASCULANTE



Unidade	Projeção
Flanco de 18	324 mm
Flanco de 20	375 mm



Unidade	Largura	Altura
TW30-DHP30310-18.....	2.056 mm	1.276 mm
TW30-DHP3042-18.....	2.056 mm	1.378 mm
TW30-DHP3046-18.....	2.056 mm	1.480 mm
TW30-DHP3052-18.....	2.056 mm	1.683 mm
TW30-DHP3442-18.....	2.157 mm	1.378 mm
TW30-DHP3446-18.....	2.157 mm	1.480 mm
TW30-DHP310310-18.....	2.302 mm	1.276 mm
TW30-DHP31042-18.....	2.302 mm	1.378 mm
TW30-DHP31046-18.....	2.302 mm	1.480 mm
TW30-DHP31052-18.....	2.302 mm	1.683 mm
TW30-DHP31056-18.....	2.302 mm	1.784 mm
TW30-DHP31062-18.....	2.302 mm	1.988 mm
TW30-DHP42310-18.....	2.403 mm	1.276 mm
TW30-DHP4242-18.....	2.403 mm	1.378 mm
TW30-DHP4246-18.....	2.403 mm	1.480 mm
TW30-DHP4252-18.....	2.403 mm	1.683 mm
TW30-DHP4256-18.....	2.403 mm	1.784 mm
TW30-DHP4262-18.....	2.403 mm	1.988 mm
TW30-DHP410310-18.....	2.607 mm	1.276 mm
TW30-DHP41042-18.....	2.607 mm	1.378 mm
TW30-DHP41046-18.....	2.607 mm	1.480 mm
TW30-DHP41052-18.....	2.607 mm	1.683 mm
TW30-DHP5642-18.....	2.810 mm	1.378 mm
TW30-DHP5646-18.....	2.810 mm	1.480 mm

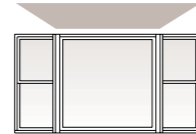
Unidade	Largura	Altura
TW30-34310-18.....	2.157 mm	1.276 mm
TW30-3442-18.....	2.157 mm	1.378 mm
TW30-3446-18.....	2.157 mm	1.480 mm
TW30-3452-18.....	2.157 mm	1.683 mm
TW30-3456-18.....	2.157 mm	1.784 mm
TW30-3462-18.....	2.157 mm	1.988 mm
TW30-20310-2-18.....	2.403 mm	1.276 mm
TW30-2042-2-18.....	2.403 mm	1.378 mm
TW30-2046-2-18.....	2.403 mm	1.480 mm
TW30-2052-2-18.....	2.403 mm	1.683 mm
TW30-2056-2-18.....	2.403 mm	1.784 mm
TW30-2062-2-18.....	2.403 mm	1.988 mm
TW30-24310-2-18.....	2.607 mm	1.276 mm
TW30-2442-2-18.....	2.607 mm	1.378 mm
TW30-2446-2-18.....	2.607 mm	1.480 mm
TW30-2452-2-18.....	2.607 mm	1.683 mm
TW30-2456-2-18.....	2.607 mm	1.784 mm
TW30-2462-2-18.....	2.607 mm	1.988 mm
TW30-28310-2-18.....	2.810 mm	1.276 mm
TW30-2842-2-18.....	2.810 mm	1.378 mm
TW30-2846-2-18.....	2.810 mm	1.480 mm
TW30-2852-2-18.....	2.810 mm	1.683 mm
TW30-2856-2-18.....	2.810 mm	1.784 mm
TW30-2862-2-18.....	2.810 mm	1.988 mm
TW30-30310-2-18.....	3.013 mm	1.276 mm
TW30-3042-2-18.....	3.013 mm	1.378 mm
TW30-3046-2-18.....	3.013 mm	1.480 mm
TW30-3052-2-18.....	3.013 mm	1.683 mm
TW30-3056-2-18.....	3.013 mm	1.784 mm
TW30-3062-2-18.....	3.013 mm	1.988 mm

Unidade	Largura	Altura
TW30-DHP30310-20.....	2.232 mm	1.276 mm
TW30-DHP3042-20.....	2.232 mm	1.378 mm
TW30-DHP3046-20.....	2.232 mm	1.480 mm
TW30-DHP3052-20.....	2.232 mm	1.683 mm
TW30-DHP3442-20.....	2.334 mm	1.378 mm
TW30-DHP3446-20.....	2.334 mm	1.480 mm
TW30-DHP310310-20.....	2.478 mm	1.276 mm
TW30-DHP31042-20.....	2.478 mm	1.378 mm
TW30-DHP31046-20.....	2.478 mm	1.480 mm
TW30-DHP31052-20.....	2.478 mm	1.683 mm
TW30-DHP31056-20.....	2.478 mm	1.784 mm
TW30-DHP31062-20.....	2.478 mm	1.988 mm
TW30-DHP42310-20.....	2.580 mm	1.276 mm
TW30-DHP4242-20.....	2.580 mm	1.378 mm
TW30-DHP4246-20.....	2.580 mm	1.480 mm
TW30-DHP4252-20.....	2.580 mm	1.683 mm
TW30-DHP4256-20.....	2.580 mm	1.784 mm
TW30-DHP4262-20.....	2.580 mm	1.988 mm
TW30-DHP410310-20.....	2.783 mm	1.276 mm
TW30-DHP41042-20.....	2.783 mm	1.378 mm
TW30-DHP41046-20.....	2.783 mm	1.480 mm
TW30-DHP41052-20.....	2.783 mm	1.683 mm
TW30-DHP5642-20.....	2.986 mm	1.378 mm
TW30-DHP5646-20.....	2.986 mm	1.480 mm

Unidade	Largura	Altura
TW30-34310-20.....	2.334 mm	1.276 mm
TW30-3442-20.....	2.334 mm	1.378 mm
TW30-3446-20.....	2.334 mm	1.480 mm
TW30-3452-20.....	2.334 mm	1.683 mm
TW30-3456-20.....	2.334 mm	1.784 mm
TW30-3462-20.....	2.334 mm	1.988 mm
TW30-20310-2-20.....	2.580 mm	1.276 mm
TW30-2042-2-20.....	2.580 mm	1.378 mm
TW30-2046-2-20.....	2.580 mm	1.480 mm
TW30-2052-2-20.....	2.580 mm	1.683 mm
TW30-2056-2-20.....	2.580 mm	1.784 mm
TW30-2062-2-20.....	2.580 mm	1.988 mm
TW30-24310-2-20.....	2.783 mm	1.276 mm
TW30-2442-2-20.....	2.783 mm	1.378 mm
TW30-2446-2-20.....	2.783 mm	1.480 mm
TW30-2452-2-20.....	2.783 mm	1.683 mm
TW30-2456-2-20.....	2.783 mm	1.784 mm
TW30-2462-2-20.....	2.783 mm	1.988 mm
TW30-28310-2-20.....	2.986 mm	1.276 mm
TW30-2842-2-20.....	2.986 mm	1.378 mm
TW30-2846-2-20.....	2.986 mm	1.480 mm
TW30-2852-2-20.....	2.986 mm	1.683 mm
TW30-2856-2-20.....	2.986 mm	1.784 mm
TW30-2862-2-20.....	2.986 mm	1.988 mm
TW30-30310-2-20.....	3.189 mm	1.276 mm
TW30-3042-2-20.....	3.189 mm	1.378 mm
TW30-3046-2-20.....	3.189 mm	1.480 mm
TW30-3052-2-20.....	3.189 mm	1.683 mm
TW30-3056-2-20.....	3.189 mm	1.784 mm
TW30-3062-2-20.....	3.189 mm	1.988 mm

CORRER VERTICAL TIPO "BAY WINDOW" 45°

BASCULANTE



Unidade	Projeção
Flanco de 18	324 mm
Flanco de 20	527 mm



Unidade	Largura	Altura
TW45-DHP30310-18.....	1.942 mm	1.276 mm
TW45-DHP3042-18.....	1.942 mm	1.378 mm
TW45-DHP3046-18.....	1.942 mm	1.480 mm
TW45-DHP3052-18.....	1.942 mm	1.683 mm
TW45-DHP3442-18.....	2.043 mm	1.378 mm
TW45-DHP3446-18.....	2.043 mm	1.480 mm
TW45-DHP310310-18.....	2.188 mm	1.276 mm
TW45-DHP31042-18.....	2.188 mm	1.378 mm
TW45-DHP31046-18.....	2.188 mm	1.480 mm
TW45-DHP31052-18.....	2.188 mm	1.683 mm
TW45-DHP31056-18.....	2.188 mm	1.784 mm
TW45-DHP31062-18.....	2.188 mm	1.988 mm
TW45-DHP42310-18.....	2.289 mm	1.276 mm
TW45-DHP4242-18.....	2.289 mm	1.378 mm
TW45-DHP4246-18.....	2.289 mm	1.480 mm
TW45-DHP4252-18.....	2.289 mm	1.683 mm
TW45-DHP4256-18.....	2.289 mm	1.784 mm
TW45-DHP4262-18.....	2.289 mm	1.988 mm
TW45-DHP410310-18.....	2.492 mm	1.276 mm
TW45-DHP41042-18.....	2.492 mm	1.378 mm
TW45-DHP41046-18.....	2.492 mm	1.480 mm
TW45-DHP41052-18.....	2.492 mm	1.683 mm
TW45-DHP5642-18.....	2.696 mm	1.378 mm
TW45-DHP5646-18.....	2.696 mm	1.480 mm

Unidade	Largura	Altura
TW45-34310-18.....	2.043 mm	1.276 mm
TW45-3442-18.....	2.043 mm	1.378 mm
TW45-3446-18.....	2.043 mm	1.480 mm
TW45-3452-18.....	2.043 mm	1.683 mm
TW45-3456-18.....	2.043 mm	1.784 mm
TW45-3462-18.....	2.043 mm	1.988 mm
TW45-20310-2-18.....	2.289 mm	1.276 mm
TW45-2042-2-18.....	2.289 mm	1.378 mm
TW45-2046-2-18.....	2.289 mm	1.480 mm
TW45-2052-2-18.....	2.289 mm	1.683 mm
TW45-2056-2-18.....	2.289 mm	1.784 mm
TW45-2062-2-18.....	2.289 mm	1.988 mm
TW45-24310-2-18.....	2.492 mm	1.276 mm
TW45-2442-2-18.....	2.492 mm	1.378 mm
TW45-2446-2-18.....	2.492 mm	1.480 mm
TW45-2452-2-18.....	2.492 mm	1.683 mm
TW45-2456-2-18.....	2.492 mm	1.784 mm
TW45-2462-2-18.....	2.492 mm	1.988 mm
TW45-28310-2-18.....	2.696 mm	1.276 mm
TW45-2842-2-18.....	2.696 mm	1.378 mm
TW45-2846-2-18.....	2.696 mm	1.480 mm
TW45-2852-2-18.....	2.696 mm	1.683 mm
TW45-2856-2-18.....	2.696 mm	1.784 mm
TW45-2862-2-18.....	2.696 mm	1.988 mm
TW45-30310-2-18.....	2.899 mm	1.276 mm
TW45-3042-2-18.....	2.899 mm	1.378 mm
TW45-3046-2-18.....	2.899 mm	1.480 mm
TW45-3052-2-18.....	2.899 mm	1.683 mm
TW45-3056-2-18.....	2.899 mm	1.784 mm
TW45-3062-2-18.....	2.899 mm	1.988 mm

Unidade	Largura	Altura
TW45-DHP30310-20.....	2.086 mm	1.276 mm
TW45-DHP3042-20.....	2.086 mm	1.378 mm
TW45-DHP3046-20.....	2.086 mm	1.480 mm
TW45-DHP3052-20.....	2.086 mm	1.683 mm
TW45-DHP3442-20.....	2.188 mm	1.378 mm
TW45-DHP3446-20.....	2.188 mm	1.480 mm
TW45-DHP310310-20.....	2.332 mm	1.276 mm
TW45-DHP31042-20.....	2.332 mm	1.378 mm
TW45-DHP31046-20.....	2.332 mm	1.480 mm
TW45-DHP31052-20.....	2.332 mm	1.683 mm
TW45-DHP31056-20.....	2.332 mm	1.784 mm
TW45-DHP31062-20.....	2.332 mm	1.988 mm
TW45-DHP42310-20.....	2.434 mm	1.276 mm
TW45-DHP4242-20.....	2.434 mm	1.378 mm
TW45-DHP4246-20.....	2.434 mm	1.480 mm
TW45-DHP4252-20.....	2.434 mm	1.683 mm
TW45-DHP4256-20.....	2.434 mm	1.784 mm
TW45-DHP4262-20.....	2.434 mm	1.988 mm
TW45-DHP410310-20.....	2.637 mm	1.276 mm
TW45-DHP41042-20.....	2.637 mm	1.378 mm
TW45-DHP41046-20.....	2.637 mm	1.480 mm
TW45-DHP41052-20.....	2.637 mm	1.683 mm
TW45-DHP5642-20.....	2.840 mm	1.378 mm
TW45-DHP5646-20.....	2.840 mm	1.480 mm


Unidade	Largura	Altura
TW45-34310-20.....	2.188 mm	1.276 mm
TW45-3442-20.....	2.188 mm	1.378 mm
TW45-3446-20.....	2.188 mm	1.480 mm
TW45-3452-20.....	2.188 mm	1.683 mm
TW45-3456-20.....	2.188 mm	1.784 mm
TW45-3462-20.....	2.188 mm	1.988 mm
TW45-20310-2-20.....	2.434 mm	1.276 mm
TW45-2042-2-20.....		

MAXIM-AR*

PAINEL PARA JANELA DE ABRIR E MAXIM-AR



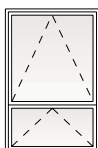
MAXIM-AR



Unidade	Largura	Altura
P3030913 mm 913 mm
P3035913 mm1,037 mm
P3040913 mm1,219 mm
P3045913 mm1,341 mm
P3050913 mm1,521 mm
P3055913 mm1,646 mm
P3060913 mm1,826 mm
P35301,037 mm 913 mm
P35351,037 mm1,037 mm
P35401,037 mm1,219 mm
P35451,037 mm1,341 mm
P35501,037 mm1,521 mm
P35551,037 mm1,646 mm
P35601,037 mm1,826 mm
P40301,219 mm 913 mm
P40351,219 mm1,037 mm
P40401,219 mm1,219 mm
P40451,219 mm1,341 mm
P40501,219 mm1,521 mm
P40551,219 mm1,646 mm
P40601,219 mm1,826 mm
P45301,341 mm 913 mm
P45351,341 mm1,037 mm
P45401,341 mm1,219 mm
P45451,341 mm1,341 mm
P45501,341 mm1,521 mm
P45551,341 mm1,646 mm
P45601,341 mm1,826 mm
P50301,521 mm 913 mm
P50351,521 mm1,037 mm
P50401,521 mm1,219 mm
P50451,521 mm1,341 mm
P50501,521 mm1,521 mm
P50551,521 mm1,646 mm
P50601,521 mm1,826 mm
P55301,646 mm 913 mm
P55351,646 mm1,037 mm
P55401,646 mm1,219 mm
P55451,646 mm1,341 mm
P55501,646 mm1,521 mm
P60301,826 mm 913 mm
P60351,826 mm1,037 mm
P60401,826 mm1,219 mm
P60451,826 mm1,341 mm
P60501,826 mm1,521 mm

Unidade	Largura	Altura
AR21613 mm 432 mm
AN21613 mm 521 mm
A21613 mm 613 mm
AW21613 mm 721 mm
AR251721 mm 432 mm
AN251721 mm 521 mm
A251721 mm 613 mm
AW251721 mm 721 mm
AR31913 mm 432 mm
AN31913 mm 521 mm
A31913 mm 613 mm
AW31913 mm 721 mm
AXW31913 mm 913 mm
A335913 mm1,035 mm
A32913 mm1,219 mm
AP321913 mm1,826 mm
AR3511,037 mm 432 mm
AN3511,037 mm 521 mm
A3511,037 mm 613 mm
AW3511,037 mm 721 mm
AXW3511,037 mm 913 mm
A35351,037 mm1,035 mm
AP35211,037 mm1,826 mm
AR411,219 mm 432 mm
AN411,219 mm 521 mm
A411,219 mm 613 mm
AW411,219 mm 721 mm
AXW411,219 mm 913 mm
A421,219 mm1,219 mm
AP4211,219 mm1,826 mm
AR4511,341 mm 432 mm
AN4511,341 mm 521 mm
A4511,341 mm 613 mm
AW4511,341 mm 721 mm
AXW4511,341 mm 913 mm
AR511,521 mm 432 mm
AN511,521 mm 521 mm
A511,521 mm 613 mm
AW511,521 mm 721 mm
AXW511,521 mm 913 mm
AR5511,646 mm 432 mm
AN5511,646 mm 521 mm
A5511,646 mm 613 mm
AW5511,646 mm 721 mm
AXW5511,646 mm 913 mm
AR611,826 mm 432 mm
AN611,826 mm 521 mm
A611,826 mm 613 mm
AW611,826 mm 721 mm
AXW611,826 mm 913 mm

MAXIM-AR COM PAINEL VENTILÁVEL




Unidade	Largura	Altura
MAXIM-AR COM PAINEL VENTILÁVEL		
AP32V913 mm1,219 mm
AP321V913 mm1,826 mm
AP352V1,037 mm1,219 mm
AP3521V1,037 mm1,826 mm
AP42V1,219 mm1,219 mm
AP421V1,219 mm1,826 mm

PORTAS EXTERNAS*

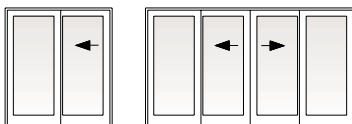
DOBRADIÇA TIPO FRENCHWOOD®

ABERTURA INTERNA



Unidade	Largura	Altura
1 FOLHA		
FWH2768765 mm2,019 mm
FWH27611765 mm2,092 mm
FWH2780765 mm2,426 mm
FWH2968816 mm2,019 mm
FWH29611816 mm2,092 mm
FWH2980816 mm2,426 mm
FWH3168918 mm2,019 mm
FWH31611918 mm2,092 mm
FWH3180918 mm2,426 mm
2 FOLHAS		
FWH50681,505 mm2,019 mm
FWH506111,505 mm2,092 mm
FWH50801,505 mm2,426 mm
FWH54681,607 mm2,019 mm
FWH546111,607 mm2,092 mm
FWH54801,607 mm2,426 mm
FWH60681,810 mm2,019 mm
FWH606111,810 mm2,092 mm
FWH60801,810 mm2,426 mm
3 FOLHAS		
FWH80682,416 mm2,019 mm
FWH806112,416 mm2,092 mm
FWH80802,416 mm2,426 mm
FWH90682,721 mm2,019 mm
FWH906112,721 mm2,092 mm
FWH90802,721 mm2,426 mm

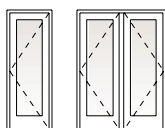
CORRER TIPO FRENCHWOOD®



Unidade	Largura	Altura
1 FOLHA		
FWG2968S813 mm2,019 mm
FWG29611S813 mm2,092 mm
FWG2980S813 mm2,426 mm
FWG3368S965 mm2,019 mm
FWG33611S965 mm2,092 mm
FWG3380S965 mm2,426 mm
FWG4368S1,270 mm2,019 mm
FWG43611S1,270 mm2,092 mm
FWG4380S1,270 mm2,426 mm
2 FOLHAS		
FWG50681,505 mm2,019 mm
FWG506111,505 mm2,092 mm
FWG50801,505 mm2,426 mm
FWG60681,810 mm2,019 mm
FWG606111,810 mm2,092 mm
FWG60801,810 mm2,426 mm
FWG80682,419 mm2,019 mm
FWG806112,419 mm2,092 mm
FWG80802,419 mm2,426 mm
4 FOLHAS		
FWG100682,972 mm2,019 mm
FWG1006112,972 mm2,092 mm
FWG100802,972 mm2,426 mm
FWG120683,581 mm2,019 mm
FWG1206113,581 mm2,092 mm
FWG120803,581 mm2,426 mm
FWG160684,801 mm2,019 mm
FWG1606114,801 mm2,092 mm
FWG160804,801 mm2,426 mm

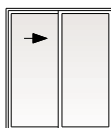
DOBRADIÇA TIPO FRENCHWOOD®

ABERTURA EXTERNA



Unidade	Largura	Altura
1 FOLHA		
FWO2768765 mm2,018 mm
FWO27611765 mm2,091 mm
FWO2780765 mm2,424 mm
FWO2968816 mm2,018 mm
FWO29611816 mm2,091 mm
FWO2980816 mm2,424 mm
FWO3168918 mm2,018 mm
FWO31611918 mm2,091 mm
FWO3180918 mm2,424 mm
2 FOLHAS		
FWO50681,505 mm2,018 mm
FWO506111,505 mm2,091 mm
FWO50801,505 mm2,424 mm
FWO54681,607 mm2,018 mm
FWO546111,607 mm2,091 mm
FWO54801,607 mm2,424 mm
FWO60681,810 mm2,018 mm
FWO606111,810 mm2,091 mm
FWO60801,810 mm2,424 mm

CORRER ANDERSEN®



Unidade	Largura	Altura
1 FOLHA		
PS 3975 mm2,092 mm
PS 41,280 mm2,092 mm
2 FOLHAS		
PS 51,505 mm2,019 mm
PS 5101,791 mm2,019 mm
PS 61,829 mm2,092 mm
PS 82,438 mm2,092 mm

CLARABÓIA FIXA*



Unidade	Largura	Altura
SK1638.....	419 mm	965 mm
SK1646.....	419 mm	1,168 mm
SK2427.....	622 mm	686 mm
SK2438.....	622 mm	965 mm
SK2446.....	622 mm	1,168 mm
SK2457.....	622 mm	1,448 mm
SK2472.....	622 mm	1,829 mm
SK2838.....	711 mm	965 mm
SK2846.....	711 mm	1,168 mm
SK2857.....	711 mm	1,448 mm
SK2872.....	711 mm	1,829 mm
SK4446.....	1,118 mm	1,168 mm

CLARABÓIA*



Unidade	Largura	Altura
FIXA		
RS2127	546 mm	686 mm
RS2138	546 mm	965 mm
RS2146	546 mm	1,168 mm
RS2157	546 mm	1,448 mm
RS2838	711 mm	965 mm
RS2846	711 mm	1,168 mm
RS2857	711 mm	1,448 mm
RS4446	1,118 mm	1,168 mm
COM VENTILAÇÃO		
RV2127	546 mm	686 mm
RV2138	546 mm	965 mm
RV2146	546 mm	1,168 mm
RV2157	546 mm	1,448 mm
RV2838	711 mm	965 mm
RV2846	711 mm	1,168 mm
RV2857	711 mm	1,448 mm
RV4446	1,118 mm	1,168 mm

ESPECIAIS*

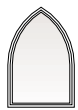
PEÇAS PARA REALCE



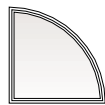
Unidade	Largura	Altura
CORDA INTEGRAL - para modelos correr vertical		
FCD28	854 mm	265 mm
FCD30	956 mm	232 mm
FCD34	1.057 mm	306 mm
FCD38	1.159 mm	240 mm

CORDA INTEGRAL - para modelos abrir		
FCCXW3	913 mm	340 mm
FCC2	1.219 mm	271 mm
FCCW2	1.435 mm	348 mm


CORDA INTEGRAL - para portas tipo Frenchwood		
FCFW50	1.504 mm	395 mm
FCFW60	1.810 mm	402 mm



Unidade	Largura	Altura
GÓTICO		
GT2036	613 mm	1.067 mm
GT2440	721 mm	1.219 mm
GT3046	913 mm	1.372 mm
GT4056	1.219 mm	1.676 mm



Unidade	Largura	Altura
QUARTO DE CÍRCULO		
QR40	1.219 mm	1.219 mm



Unidade	Largura	Altura
CÍRCULO COMPLETO		
FR40	1.219 mm	1.219 mm
FR40	1.829 mm	1.829 mm



Unidade	Largura	Altura
OCTÓGONO		
OC20	610 mm	610 mm
OC24	711 mm	711 mm
OC30	914 mm	914 mm

JANELA CIRCLE TOP™



Unidade	Largura	Altura
TAMANHOS DE BATENTE/TOLDO		
CTQC1	613 mm	613 mm
CTC1	613 mm	365 mm
CTQCW1	721 mm	721 mm
CTCW1	721 mm	419 mm
CTQA3	913 mm	913 mm
CTCXW1	913 mm	514 mm
CTC2	1.219 mm	668 mm
CTCW2	1.435 mm	776 mm
CTC3	1.826 mm	972 mm

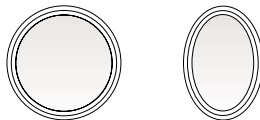
TAMANHOS DE JANELAS DE CORRER VERTICAL		
CTN20	651 mm	386 mm
CTN24	752 mm	437 mm
CTN28	854 mm	487 mm
CTN30	956 mm	538 mm
CTN34	1.057 mm	589 mm
CTN28-2	1.710 mm	914 mm
CTN30-2	1.913 mm	1.016 mm

JANELA ELÍPTICA



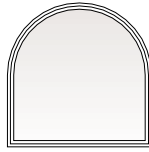
Unidade	Largura	Altura
ET6	1.810 mm	425 mm
ET8	2.419 mm	533 mm

CÍRCULO E OVAL




Unidade	Largura	Altura
CÍRCULO COMPLETO		
CIR20	613 mm	613 mm
CIR24	721 mm	721 mm
CIR30	913 mm	913 mm
OVAL		
OVL1824	502 mm	721 mm
OVL2030	610 mm	913 mm
OVL3048	914 mm	1.435 mm

PAINEL EM ARCO SPRINGLINE™



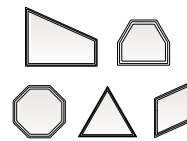
Unidade	Largura	Altura
SE3106	953 mm	628 mm
SE311	953 mm	781 mm
SE312	953 mm	1.089 mm
SE313	953 mm	1.389 mm
SE3135	953 mm	1.513 mm
SE314	953 mm	1.695 mm
SE3145	953 mm	1.817 mm
SE315	953 mm	1.997 mm
SE3155	953 mm	2.122 mm
SE316	953 mm	2.302 mm
SP402	1.219 mm	1.223 mm
SP403	1.219 mm	1.523 mm
SP4035	1.219 mm	1.647 mm
SP404	1.219 mm	1.829 mm
SP4045	1.219 mm	1.951 mm
SP405	1.219 mm	2.131 mm
SP4055	1.219 mm	2.256 mm
SP406	1.219 mm	2.436 mm
SE5406	1.638 mm	971 mm
SE541	1.638 mm	1.124 mm
SE542	1.638 mm	1.432 mm
SE543	1.638 mm	1.732 mm
SE5435	1.638 mm	1.856 mm
SE544	1.638 mm	2.038 mm
SE5445	1.638 mm	2.160 mm
SE545	1.638 mm	2.340 mm
SE5455	1.638 mm	2.465 mm
SE546	1.638 mm	2.645 mm
SE5806	1.740 mm	1.022 mm
SE581	1.740 mm	1.175 mm
SE582	1.740 mm	1.483 mm
SE583	1.740 mm	1.783 mm
SE5835	1.740 mm	1.907 mm
SE584	1.740 mm	2.089 mm
SE5845	1.740 mm	2.211 mm
SE585	1.740 mm	2.391 mm
SE5855	1.740 mm	2.516 mm
SE586	1.740 mm	2.696 mm
ELFW6006	1.810 mm	935 mm
ELFW601	1.810 mm	1.088 mm
ELFW602	1.810 mm	1.396 mm
SE6006	1.829 mm	1.066 mm
SE601	1.829 mm	1.219 mm
SE602	1.829 mm	1.527 mm
SE603	1.829 mm	1.827 mm
SE6035	1.829 mm	1.951 mm
SE604	1.829 mm	2.133 mm
SE6045	1.829 mm	2.255 mm
SE605	1.829 mm	2.435 mm
SE6055	1.829 mm	2.560 mm
SE606	1.829 mm	2.740 mm
ELFW8006	2.416 mm	1.208 mm
ELFW801	2.416 mm	1.361 mm
ELFW802	2.416 mm	1.669 mm
SP8006	2.438 mm	1.371 mm
SP801	2.438 mm	1.524 mm
SP802	2.438 mm	1.832 mm

SEGMENTO DE PAINEL SPRINGLINE®



Unidade	Largura	Altura
CR / C3	432 mm	913 mm
CR / C35	432 mm	1.037 mm
CR / C4	432 mm	1.219 mm
CR / C5	432 mm	1.521 mm
CR / C6	432 mm	1.826 mm
CN / C3	521 mm	913 mm
CN / C35	521 mm	1.037 mm
CN / C4	521 mm	1.219 mm
CN / C5	521 mm	1.521 mm
CN / C6	521 mm	1.826 mm
C / C35	613 mm	1.037 mm
C / C4	613 mm	1.219 mm
C / C5	613 mm	1.521 mm
C / C6	613 mm	1.826 mm
CW / C35	721 mm	1.037 mm
CW / C4	721 mm	1.219 mm
CW / C5	721 mm	1.521 mm
CW / C6	721 mm	1.826 mm
CXW / C4	913 mm	1.219 mm
CXW / C5	913 mm	1.521 mm
CXW / C6	913 mm	1.826 mm

PEÇAS ESPECIAIS SOB MEDIDA FLEXIFRAME®



Formatos disponíveis incluem: trapezóide, hexágono, octógono, triângulo, paralelograma, diamante, quadrado e retângulo.

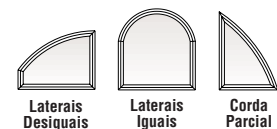
As janelas Flexiframe® da Andersen® são fabricadas sob medida, atendendo a uma gama variada de necessidades de design especial. São fáceis de instalar e extremamente resistentes, exigindo pouquíssima manutenção e garantindo alta eficiência em economia energética. As peças Flexiframe® fabricadas sob medida podem ser montadas em quase qualquer tamanho e formato angular. Seu fornecedor Andersen poderá dar maiores informações, inclusive critérios de projeto.

PÓRTICO



Unidade	Largura	Altura	Unidade	Largura	Altura
AFC106	613 mm	235 mm	AFWW5006	1.505 mm	350 mm
AFC11	613 mm	387 mm	AFWW501	1.505 mm	503 mm
AFC12	613 mm	695 mm	AFWW502	1.505 mm	811 mm
AFC13	613 mm	997 mm	AFWW503	1.505 mm	1.111 mm
AFC135	613 mm	1.121 mm	AFWW5035	1.505 mm	1.235 mm
AFC14	613 mm	1.302 mm	AFWW504	1.505 mm	1.417 mm
AFC145	613 mm	1.425 mm	AFWW5045	1.505 mm	1.539 mm
AFC15	613 mm	1.603 mm	AFWW505	1.505 mm	1.719 mm
AFC155	613 mm	1.730 mm	AFWW5055	1.505 mm	1.844 mm
AFC16	613 mm	1.908 mm	AFWW506	1.505 mm	2.024 mm
AFC18	613 mm	2.524 mm	AFWW508	1.505 mm	2.640 mm
AFCW106	721 mm	270 mm	AFWW6006	1.810 mm	392 mm
AFCW11	721 mm	424 mm	AFWW601	1.810 mm	545 mm
AFCW12	721 mm	731 mm	AFWW602	1.810 mm	853 mm
AFCW13	721 mm	1.031 mm	AFWW603	1.810 mm	1.153 mm
AFCW135	721 mm	1.155 mm	AFWW6035	1.810 mm	1.277 mm
AFCW14	721 mm	1.337 mm	AFWW604	1.810 mm	1.459 mm
AFCW145	721 mm	1.459 mm	AFWW6045	1.810 mm	1.581 mm
AFCW15	721 mm	1.639 mm	AFWW605	1.810 mm	1.761 mm
AFCW155	721 mm	1.764 mm	AFWW6055	1.810 mm	1.886 mm
AFCW16	721 mm	1.944 mm	AFWW606	1.810 mm	2.066 mm
AFCW18	721 mm	2.560 mm	AFWW608	1.810 mm	2.682 mm
AFCP3006	913 mm	274 mm	AFWW8006	2.416 mm	473 mm
AFCP301	913 mm	427 mm	AFWW801	2.416 mm	626 mm
AFCP302	913 mm	735 mm	AFWW802	2.416 mm	934 mm
AFCP303	913 mm	1.035 mm	AFWW803	2.416 mm	1.234 mm
AFCP3035	913 mm	1.159 mm	AFWW8035	2.416 mm	1.358 mm
AFCP304	913 mm	1.341 mm	AFWW804	2.416 mm	1.540 mm
AFCP3045	913 mm	1.463 mm	AFWW8045	2.416 mm	1.662 mm
AFCP305	913 mm	1.643 mm	AFWW805	2.416 mm	1.842 mm
AFCP3055	913 mm	1.768 mm	AFWW8055	2.416 mm	1.967 mm
AFCP306	913 mm	1.948 mm	AFWW806	2.416 mm	2.147 mm
AFCP308	913 mm	2.564 mm	AFWW12006	3.582 mm	493 mm
AFC206	1.219 mm	316 mm	AFWW1201	3.681 mm	646 mm
AFC21	1.219 mm	469 mm	AFWW1202	3.681 mm	954 mm
AFC22	1.219 mm	777 mm			
AFC23	1.219 mm	1.077 mm			
AFC235	1.219 mm	1.201 mm			
AFC24	1.219 mm	1.383 mm			
AFC245	1.219 mm	1.505 mm			
AFC25	1.219 mm	1.685 mm			
AFC255	1.219 mm	1.810 mm			
AFC26	1.219 mm	1.990 mm			
AFC28	1.219 mm	2.606 mm			
AFWC206	1.435 mm	331 mm			
AFWC21	1.435 mm	484 mm			
AFWC22	1.435 mm	792 mm			
AFWC23	1.435 mm	1.092 mm			
AFWC235	1.435 mm	1.216 mm			
AFWC24	1.435 mm	1.398 mm			
AFWC245	1.435 mm	1.520 mm			
AFWC25	1.435 mm	1.700 mm			
AFWC255	1.435 mm	1.825 mm			
AFWC26	1.435 mm	2.005 mm			
AFWC28	1.435 mm	2.621 mm			

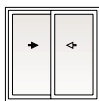
PÓRTICO SOB MEDIDA



A Andersen® oferece flexibilidade ainda maior através dos pórticos sob medida, com laterais iguais, laterais desiguais e corda parcial. As peças são fabricadas sob encomenda com base em nove medidas de raio, expandindo dessa forma a linha standard de pórticos Andersen® que abrange mais de 90 medidas. Seu fornecedor Andersen® poderá dar maiores informações, inclusive critérios de projeto.

*Os tamanhos mostrados são tamanhos e dimensões padrão da Andersen. ANTES de fazer a sua encomenda, contate o seu fornecedor Andersen para receber informações específicas sobre ventilação e outros coisas. Dimensões opcionais estão à disposição sob pedido.

CORRER HORIZONTAL*



Unidade Largura Altura

G32895 mm 565 mm
G33895 mm 895 mm
G336895 mm1,048 mm
G34895 mm1,200 mm
G35895 mm1.505 mm
G421,200 mm 565 mm
G431,200 mm 895 mm
G4361,200 mm1,048 mm
G441,200 mm1,200 mm
G451,200 mm1.505 mm
G531,505 mm 895 mm
G5361,505 mm1,048 mm
G541,505 mm1,200 mm
G551,505 mm1.505 mm
G631,810 mm 895 mm
G6361,810 mm1,048 mm
G641,810 mm1,200 mm
G651,810 mm1.505 mm

A Andersen® empenha-se em atender às necessidades de seus clientes, desde a consultoria e o planejamento da pré instalação até a presença e suporte pós instalação. O atendimento é prestado por nossa rede de distribuidores. Para maiores informações:

Andersen International Division

Minnesota World Trade Center

30 East Seventh Street, suite 2130

St Paul, MN 55101

Fone: 651 430 5858

Fax: 651 430 5951

Visite nosso site na Internet:

<http://www.andersenwindows.com/international>

ANDERSEN
INTERNATIONAL
DIVISION

